



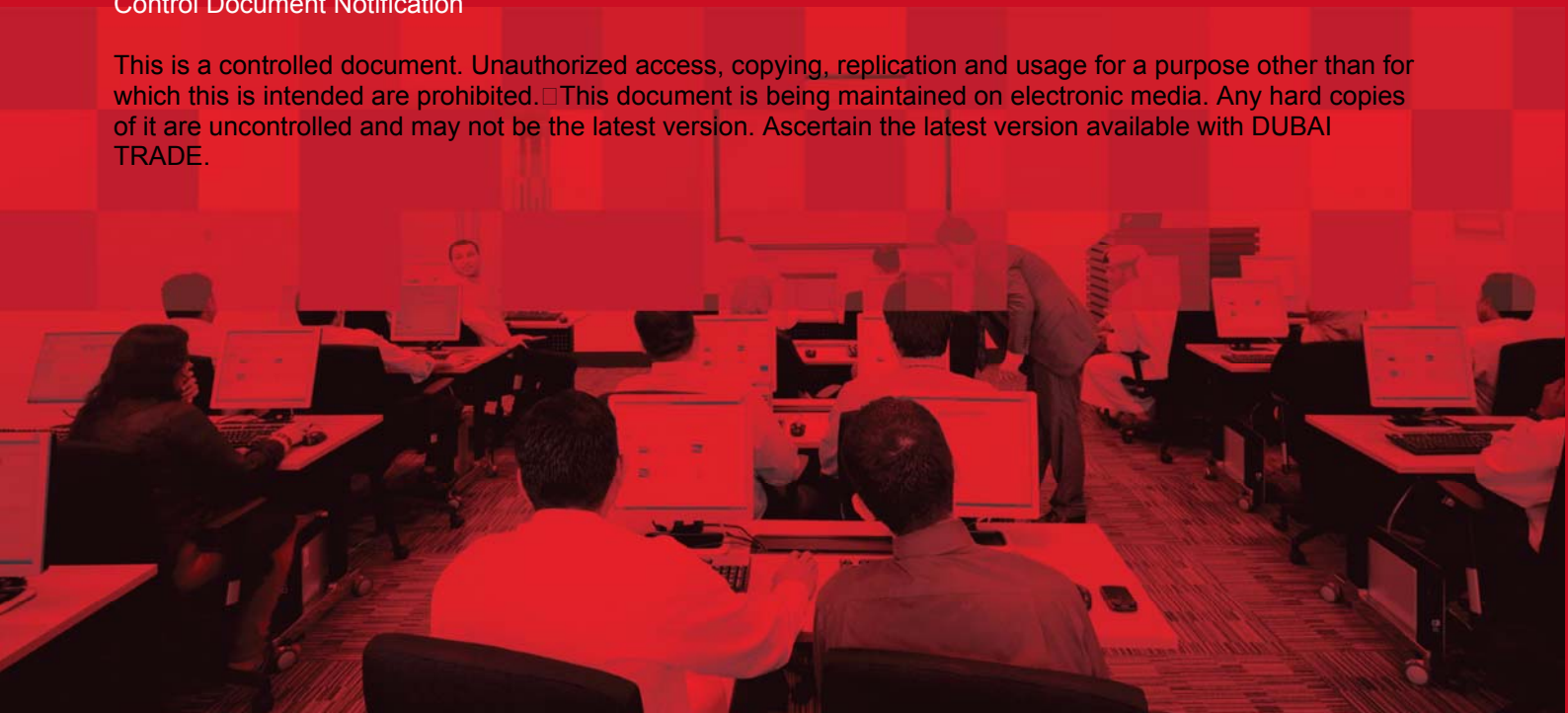
DP World GC-Cargo Agent Nomination – Cancel User's Manual

Copyright Information

Copyright © 2009 by Dubai Trade. All rights reserved. This document and all associated attachments mentioned therein are the intellectual property of Dubai Trade. This document shall be used only by persons authorized by DUBAI TRADE, for the purpose of carrying out their obligations under a specific contract with DUBAI TRADE. Unauthorized copying, printing, disclosure to third party and transmission of this document to any other destination by any media will constitute an unlawful act, attracting appropriate legal actions.

Control Document Notification

This is a controlled document. Unauthorized access, copying, replication and usage for a purpose other than for which this is intended are prohibited. This document is being maintained on electronic media. Any hard copies of it are uncontrolled and may not be the latest version. Ascertain the latest version available with DUBAI TRADE.



GC-Cargo Agent Nomination – Cancel

DOCUMENT DETAILS

Document Information

Document Name	GC-Cargo Agent Nomination – Cancel
Project Name	GC-Cargo Agent Nomination – Cancel
Business Unit	DP World
Author(s)	DT Training Dept.
Last Updated Date	13 th Mar, 2019
Current Version	1.0

Revision History

Version	Date	Author	Designation	Description of change

Approval History

Version	Date	Name	Designation	Comments

Distribution

Version	Location

GC-Cargo Agent Nomination – Cancel

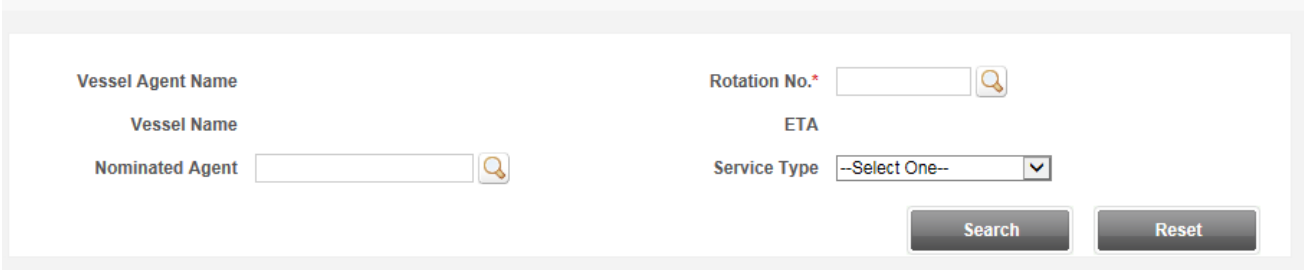
This service enables the Shipping Agents to cancel their nominated GC Nominated Agent.

Navigation:

1. Login to **Dubai Trade**
2. Go to **Cancel**
3. Then Go to **GC-Cargo Agent Nomination**

The below screen will be displayed

Cargo Agent Nomination

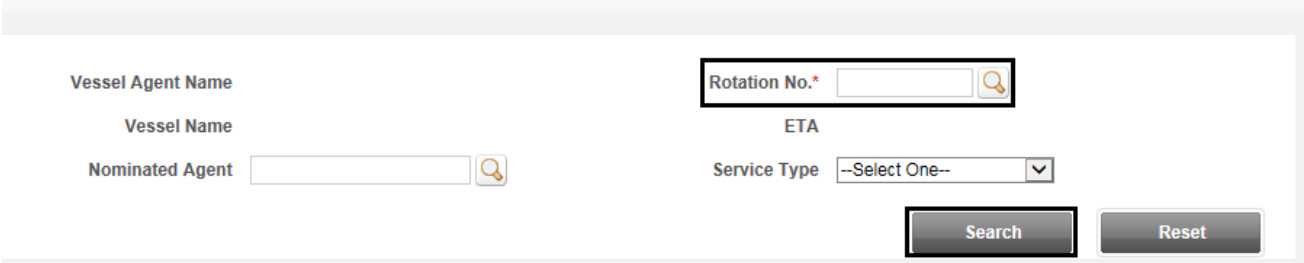


A screenshot of a web form titled "Cargo Agent Nomination". The form contains several input fields: "Vessel Agent Name" (with sub-fields "Vessel Name" and "Nominated Agent"), "Rotation No.*" (with a search icon), "ETA", and "Service Type" (a dropdown menu). At the bottom right, there are two buttons: "Search" and "Reset".

Procedure:

1. Enter the **Rotation Number** and click **Search**

Cargo Agent Nomination



A screenshot of the same "Cargo Agent Nomination" form as above. In this version, the "Rotation No.*" input field is highlighted with a red rectangular border, indicating it is the field to be filled and searched.

NOTE: *Nominated Agent and Service Type is Optional but can be mentioned for more accurate search results*

2. **Check mark** the record, Enter **Cancel Remarks** and click **Submit**

GC-Cargo Agent Nomination – Cancel

Cargo Agent Nomination

Vessel Agent Name MAERSK KANOO UAE LLC(A180)

Rotation No.* 820016 

Vessel Name MAERSK ALGECIRAS

ETA 04-AUG-2018 22:42

Nominated Agent 

Service Type --Select One-- 

Search

Reset

Search Results

<input type="checkbox"/>	Nominated Agent	Service Type	Cargo Type	Quantity	Weight(MT)	Volume(CBM)
<input checked="" type="checkbox"/>	APL CO.PTE.LTD	Export Booking	Break Bulk	100	10	250

Displaying 1 - 1 of 1 record(s).


Cancel Remarks*

Enter Cancel Remarks

Submit

The below confirmation page will be displayed

Confirmation

 Following nomination are cancelled sucessfully for the rotation: 820016, vessel: MAERSK ALGECIRAS

Details

Nominated Agent	Service	CargoType
APL CO.PTE.LTD(A539)	Export Booking	Break Bulk

GC-Cargo Agent Nomination – Cancel

