



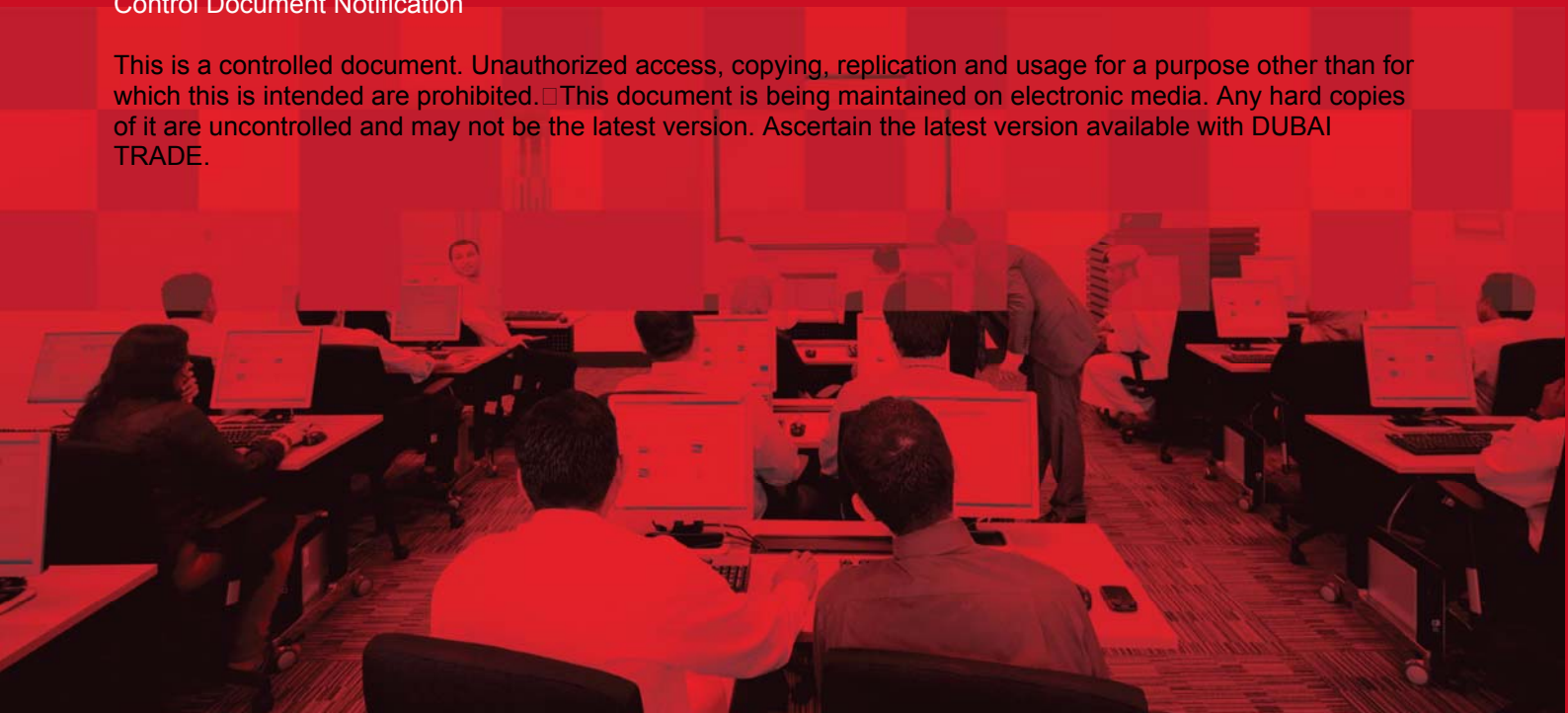
DP World Container Line Change Enquiry User's Manual

Copyright Information

Copyright © 2009 by Dubai Trade. All rights reserved. This document and all associated attachments mentioned therein are the intellectual property of Dubai Trade. This document shall be used only by persons authorized by DUBAI TRADE, for the purpose of carrying out their obligations under a specific contract with DUBAI TRADE. Unauthorized copying, printing, disclosure to third party and transmission of this document to any other destination by any media will constitute an unlawful act, attracting appropriate legal actions.

Control Document Notification

This is a controlled document. Unauthorized access, copying, replication and usage for a purpose other than for which this is intended are prohibited. This document is being maintained on electronic media. Any hard copies of it are uncontrolled and may not be the latest version. Ascertain the latest version available with DUBAI TRADE.



Container Line Change Enquiry

DOCUMENT DETAILS

Document Information

Document Name	Container Line Change Enquiry
Project Name	Container Line Change Enquiry
Business Unit	DP World
Author(s)	DT Training Dept.
Last Updated Date	25 th Dec, 2018
Current Version	1.0

Revision History

Version	Date	Author	Designation	Description of change

Approval History

Version	Date	Name	Designation	Comments

Distribution

Version	Location

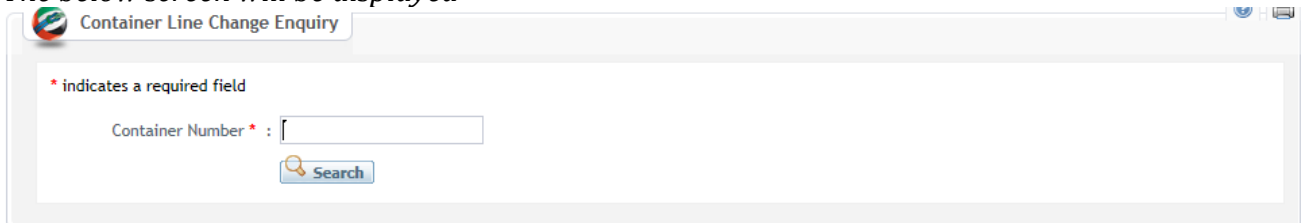
Container Line Change Enquiry

This service enables Shipping Lines to Enquire a container line change request submitted to DP World.

Navigation:

1. Login to **Dubai Trade**
2. Go to **Enquiry** from the menu on the left
3. Then Go to **Container Line Change Enquiry**

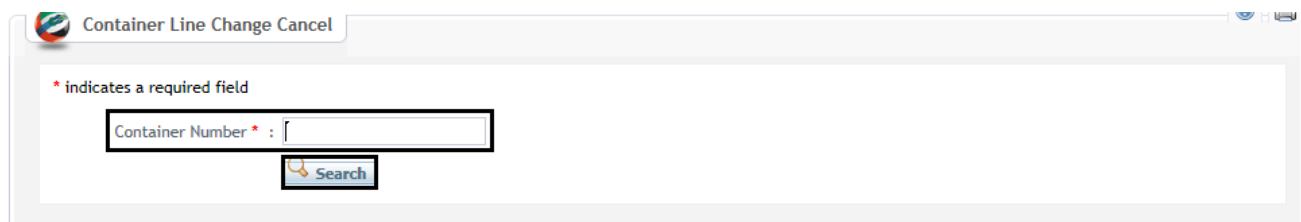
The below screen will be displayed



The screenshot shows a web browser window with the title "Container Line Change Enquiry". Inside the browser, there is a form with a header bar containing a logo and the title. Below the header, a message states "* indicates a required field". The form contains a text input field labeled "Container Number * :". Below the input field is a "Search" button with a magnifying glass icon.

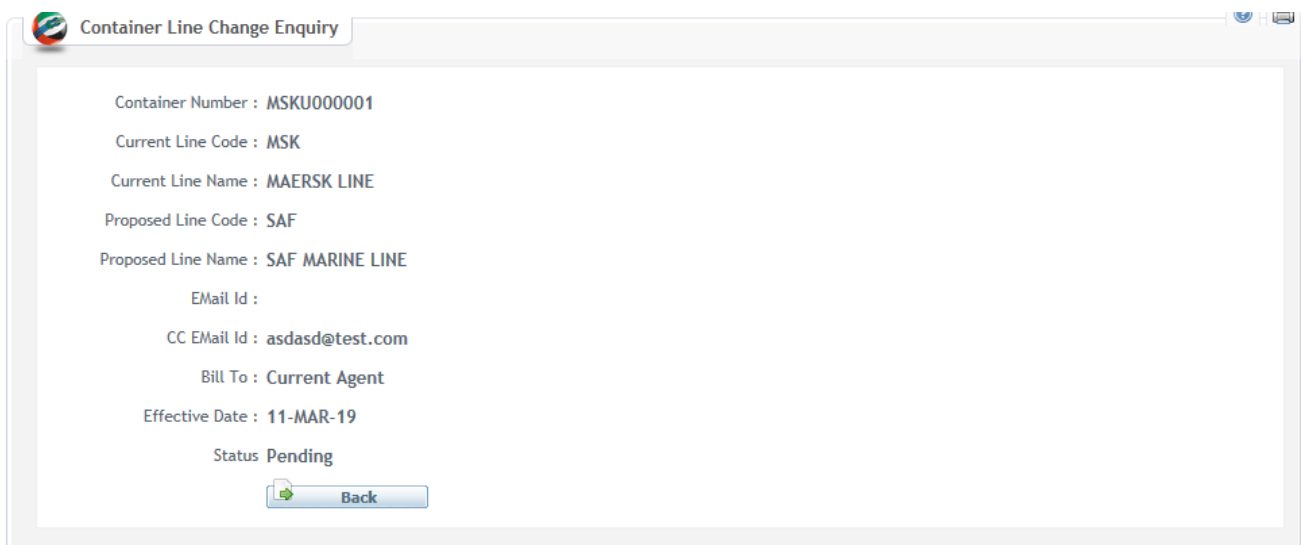
Procedure:

1. **Enter the Container Number** and click **Search**



This screenshot is identical to the previous one, but the "Container Number * :" input field and the "Search" button are highlighted with black rectangular boxes to indicate the next steps in the procedure.

The below screen will be displayed



The screenshot shows the results page of the "Container Line Change Enquiry". The browser window title is "Container Line Change Enquiry". The page displays the following information:

- Container Number : MSKU000001
- Current Line Code : MSK
- Current Line Name : MAERSK LINE
- Proposed Line Code : SAF
- Proposed Line Name : SAF MARINE LINE
- E-Mail Id :
- CC E-Mail Id : asdasd@test.com
- Bill To : Current Agent
- Effective Date : 11-MAR-19
- Status Pending

At the bottom of the page, there is a "Back" button with a left-pointing arrow icon.

Container Line Change Enquiry

