

# Carrier Management – DNATA Tracking



دبي التجارية  
DUBAI TRADE

## Copyright Information

Copyright © 2025 by Dubai Trade. All rights reserved. This document and all associated attachments mentioned therein are the intellectual property of Dubai Trade. This document shall be used only by persons authorized by DUBAI TRADE, for the purpose of carrying out their obligations under a specific contract with DUBAI TRADE. Unauthorized copying, printing, disclosure to third party and transmission of this document to any other destination by any media will constitute an unlawful act, attracting appropriate legal actions.

## Control Document Notification

This is a controlled document. Unauthorized access, copying, replication and usage for a purpose other than for which this is intended are prohibited. This document is being maintained on electronic media. Any hard copies of it are uncontrolled and may not be the latest version. Ascertain the latest version available with DUBAI TRADE.



# Table of Contents

---

## DOCUMENT DETAILS

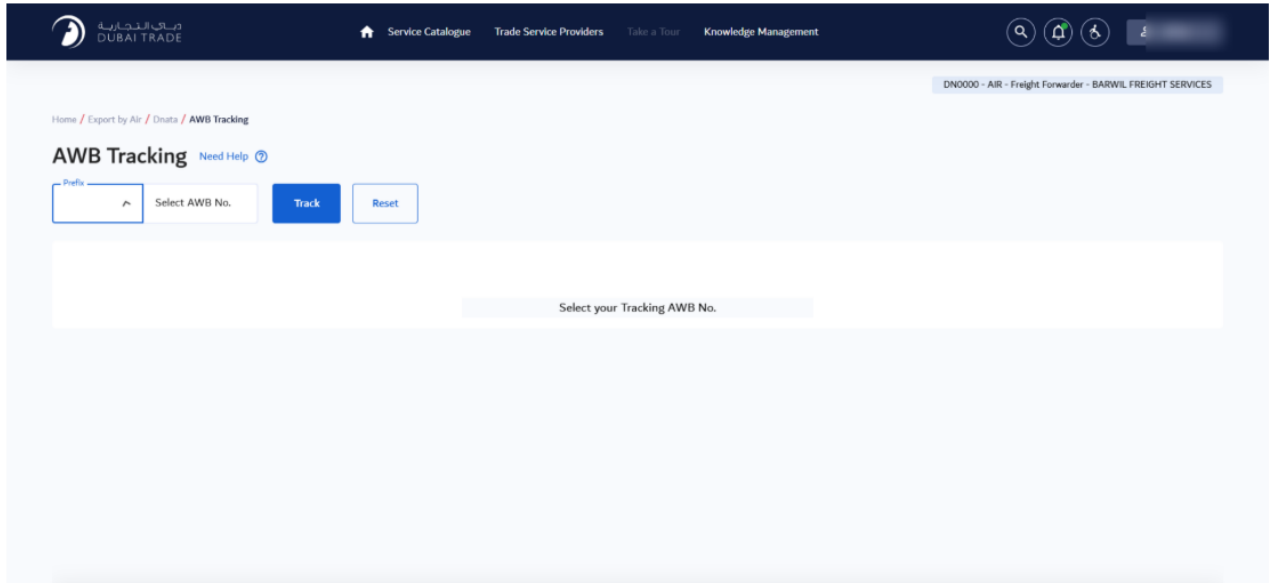
---

Document Name	Carrier Management – DNATA Tracking
Project Name	
Business Unit	Dubai Trade
Author(s)	DT Training Dept.
Last Updated Date	28 <sup>th</sup> August 2025
Current Version	1.0

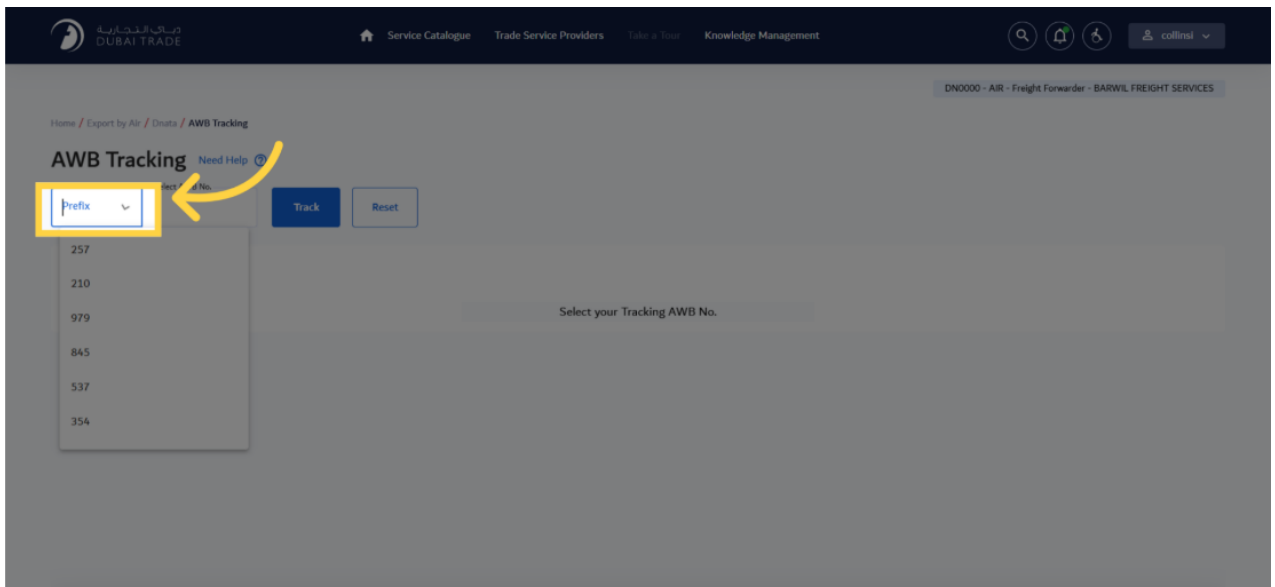
This is a detailed guide for DNATA Airway Bill Tracking using the Dubai Trade platform. Follow these precise instructions to navigate through the application effortlessly.

### 1. Enquiry Page

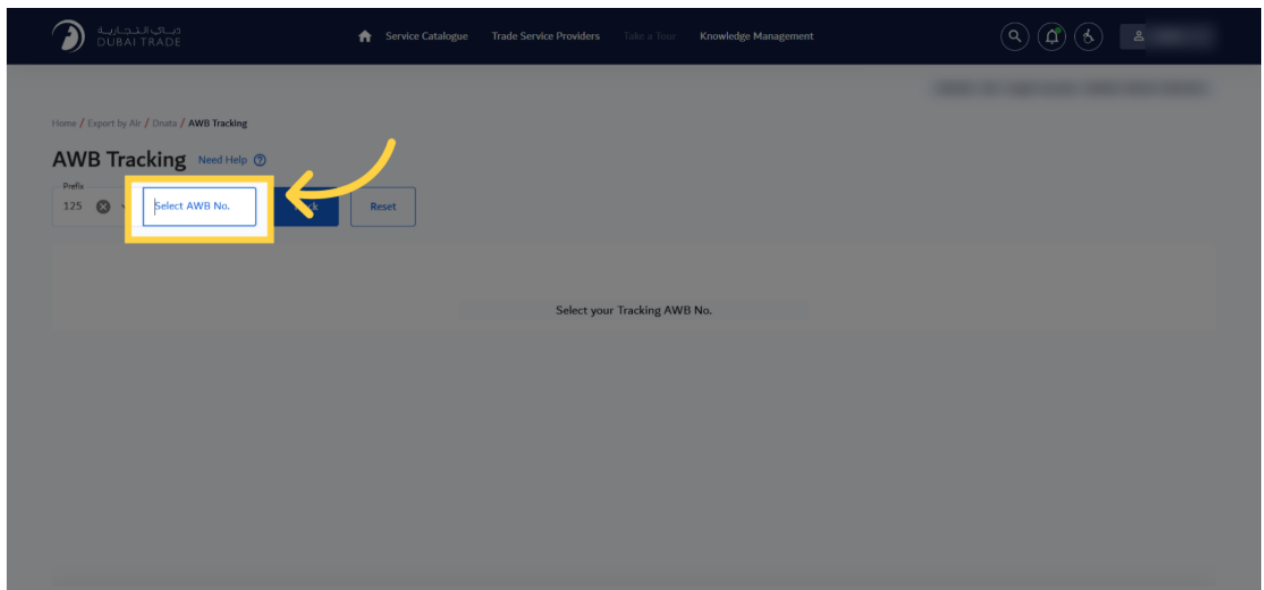
This is the page where you search for the Airway Bill number you want to view.



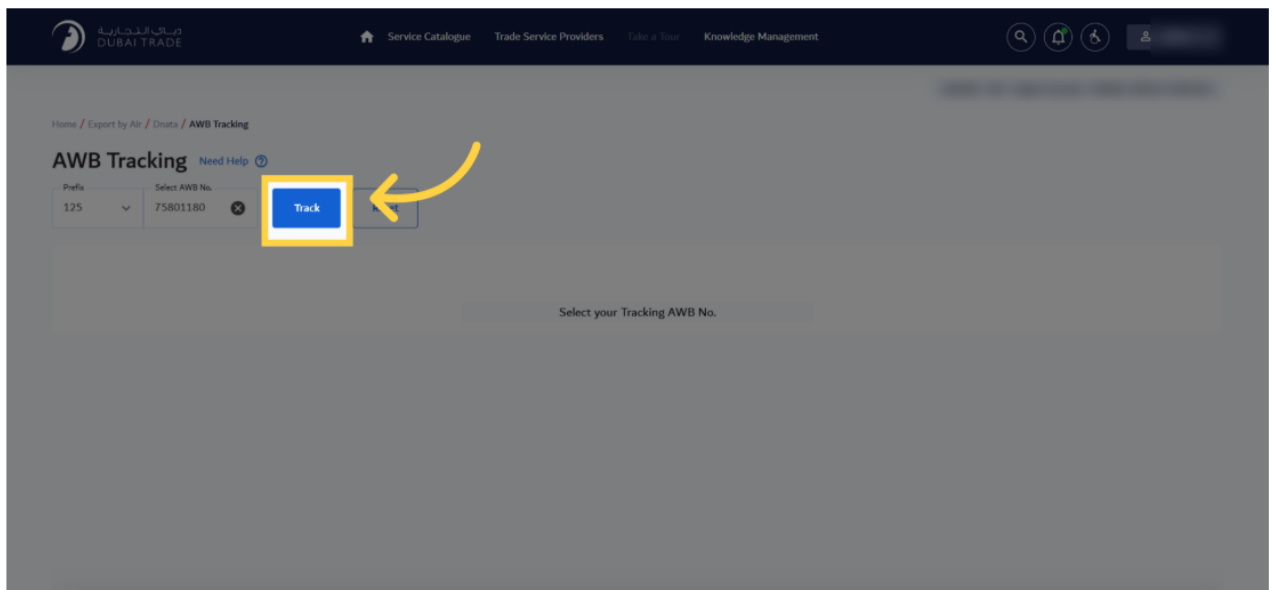
Firstly, choose the airway bill prefix from the list or use the smart filter search feature by typing directly into the text box.



Enter the rest of the numeric part of the Airway Bill.



Initiate the search by clicking on "Track" button.



You will now be able to view the shipment information along with the detailed journey.

The screenshot shows the 'AWB Tracking' page on the Dubai Trade portal. At the top, there is a navigation bar with 'Service Catalogue', 'Trade Service Providers', 'Take a Tour', and 'Knowledge Management'. Below the navigation bar, the breadcrumb trail reads 'Home / Export by Air / Dnata / AWB Tracking'. The main heading is 'AWB Tracking' with a 'Need Help' link. There are two input fields: 'Prefix' with the value '125' and 'Select AWB No.' with the value '75801180'. Below these are 'Track' and 'Reset' buttons. The 'Shipment Details' section contains a table with the following data:

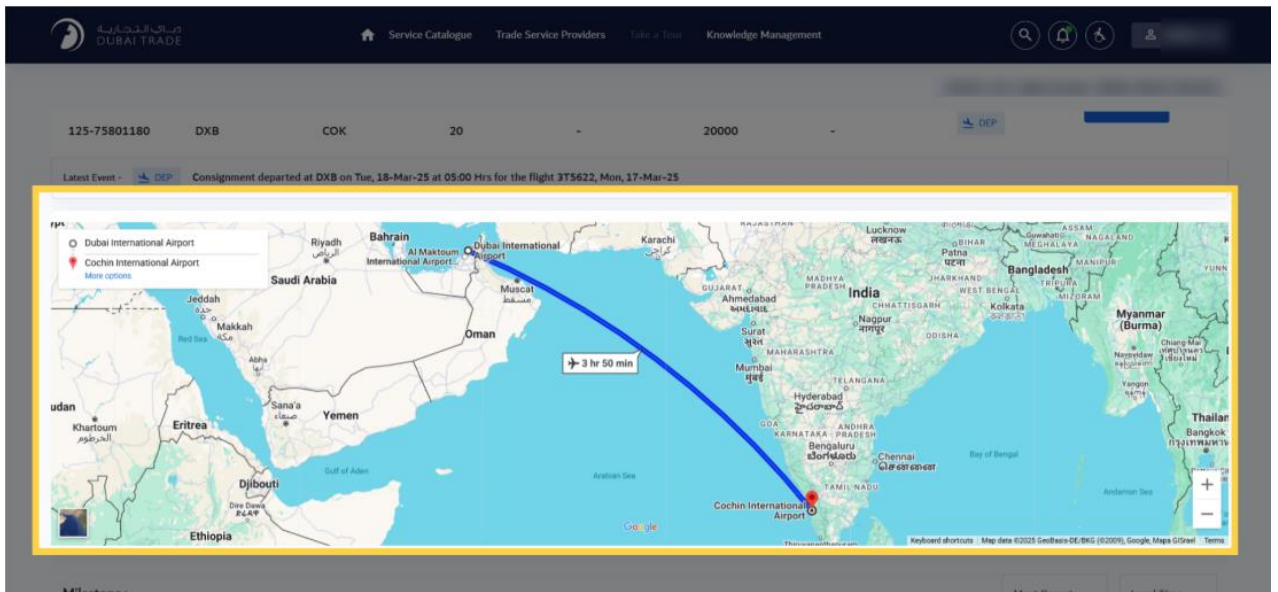
AWB No.	Origin	Destination	Stated Pieces	Volume	Weight	Product	Status
125-75801180	DXB	COK	20	-	20000	-	DEP

Below the table, the 'Latest Event' section shows: 'Consignment departed at DXB on Tue, 18-Mar-25 at 05:00 Hrs for the flight 3T5622, Mon, 17-Mar-25'. At the bottom, a map displays the flight route from Dubai International Airport to Cochin International Airport, with a flight time of 3 hr 50 min.

You can view the latest information about the shipment journey in this section.

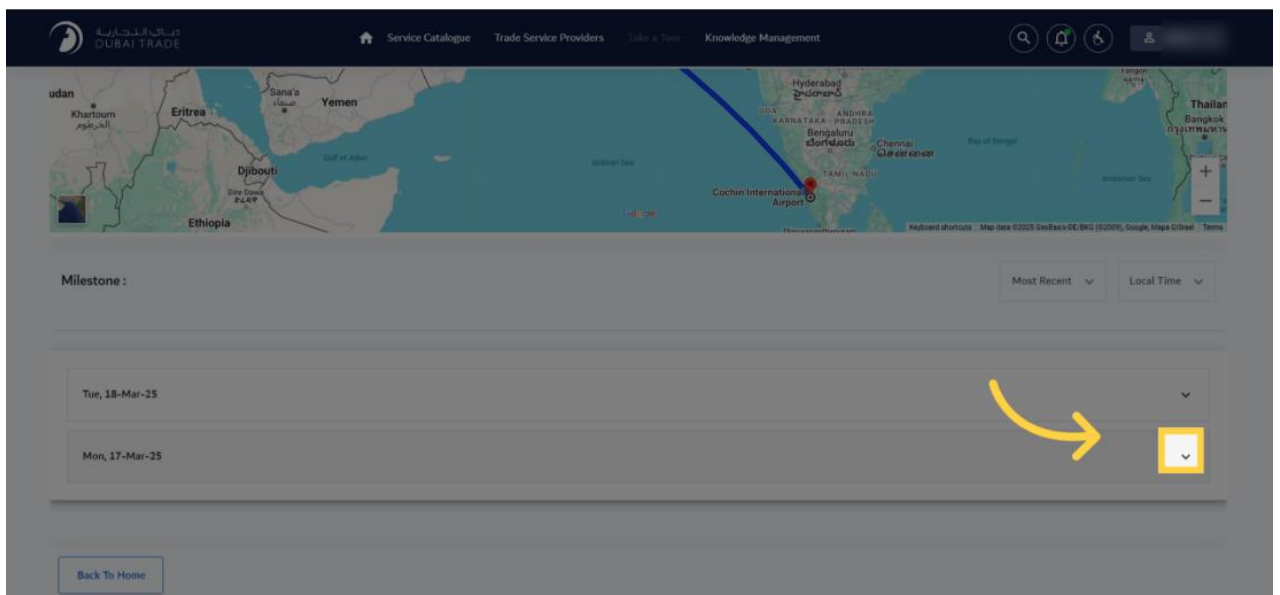
This screenshot is identical to the one above, but with a yellow rectangular highlight around the 'Latest Event' section. The highlighted text reads: 'Consignment departed at DXB on Tue, 18-Mar-25 at 05:00 Hrs for the flight 3T5622, Mon, 17-Mar-25'.

You can also view a visual presentation of the shipment's journey from origin to destination and vice versa.

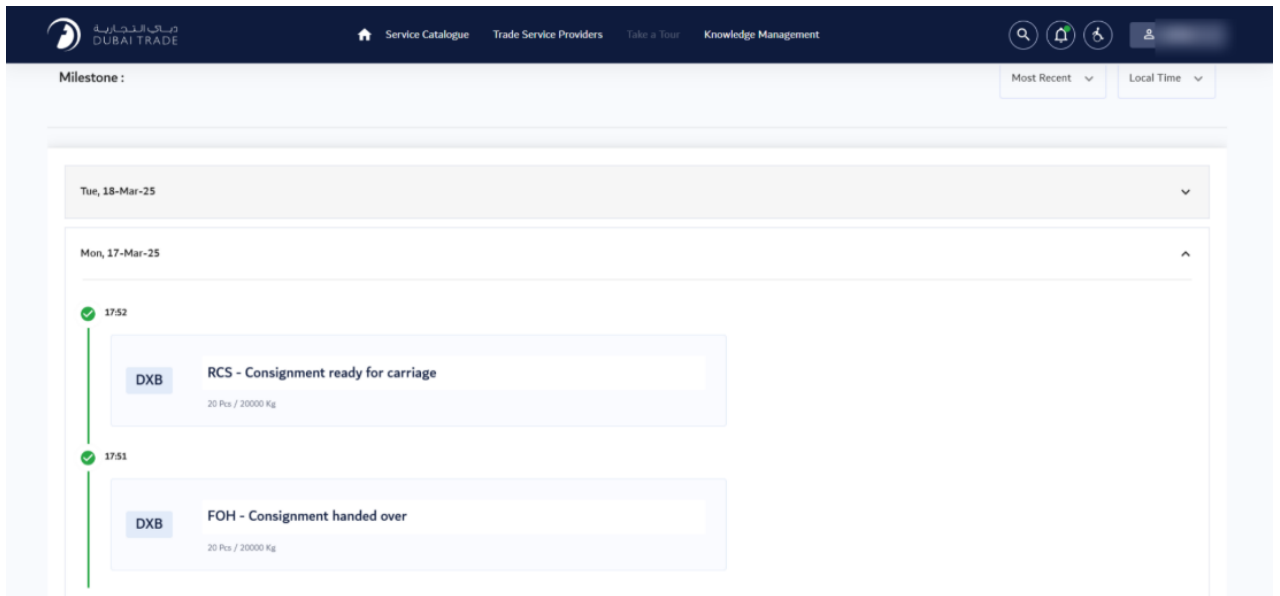


As you scroll down to the bottom of the page, you will have an option to view the detailed information of the shipment's **Milestones**.

Click here to expand the view.

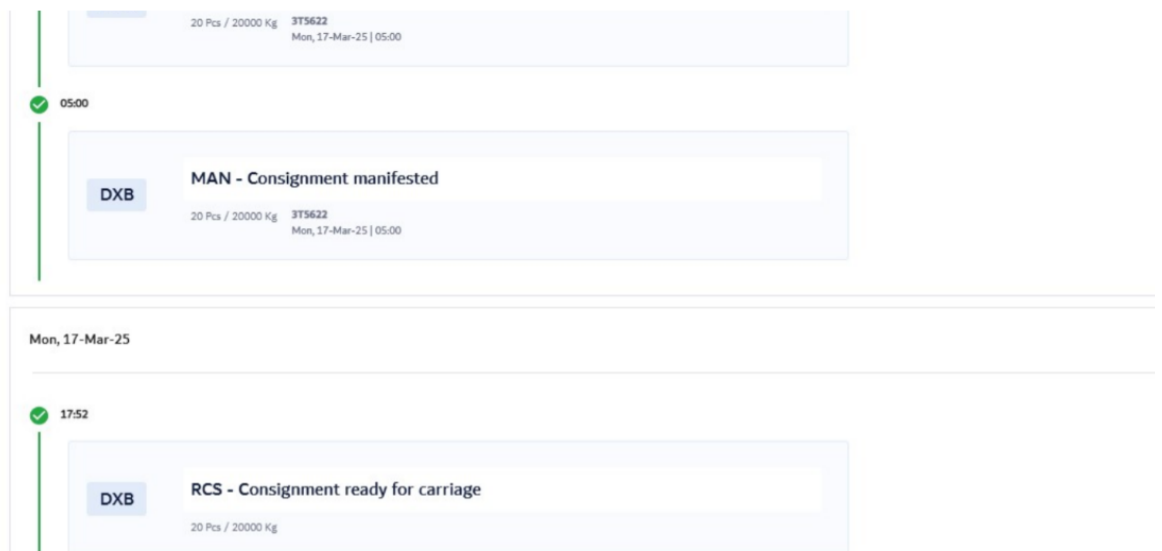


Information will be displayed.



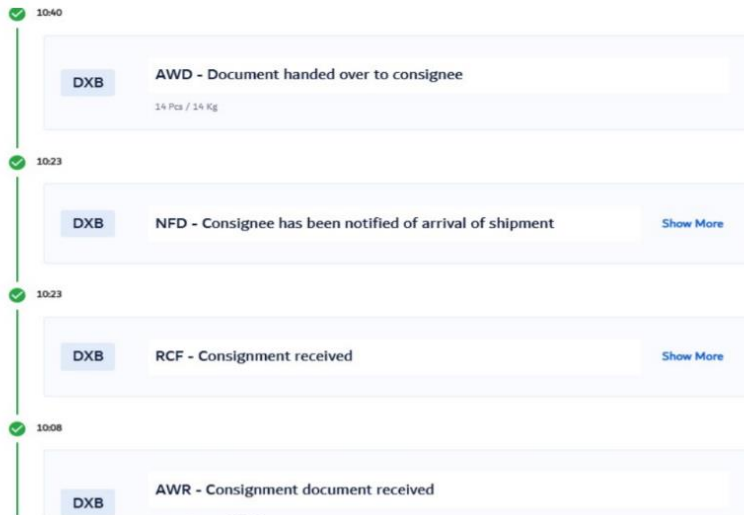
The Export Journey starts from: "F.O.H." (Consignment Handed Over), "R.C.S." (Consignment Ready for Carriage), "M.A.N." (Consignment Manifested), to "D.E.P." (Consignment Departed).

The milestone sequence will be displayed in reverse order, to enhance tracking efficiency by prioritizing the most up-to-date status.



For **Import**, the journey starts from: "A.R.R."(Consignment arrived), "A.W.R." (Consignment document received), "R.C.F." (Consignment received), "N.F.D." (Consignee has been notified of arrival of shipment), "A.W.D." (Document handed over to consignee), to "D.L.V." (Consignment physically delivered).

The milestone sequence is displayed by highlighting the most recent status first.



Click on "share via" to share the Airway Bill status to anyone.

Home / Export by Air / Orbits / AWB Tracking

### AWB Tracking Need Help

Prefix: 125 Select AWB No.: 75801180 Track Reset

**Shipment Details :**

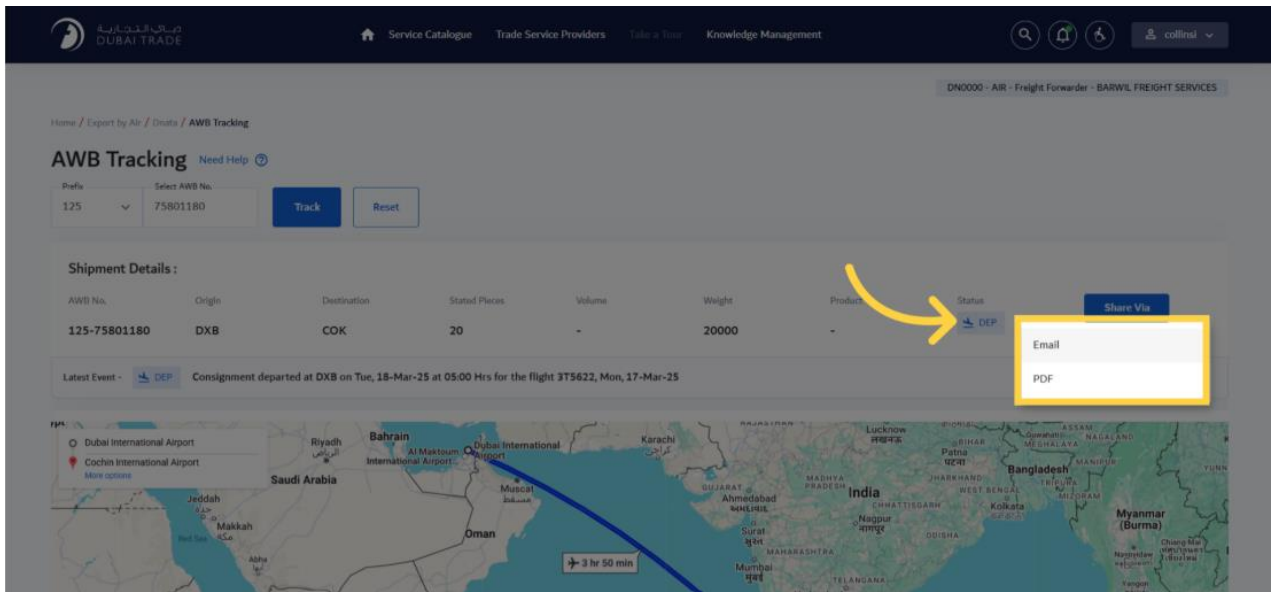
AWB No.	Origin	Destination	Stated Pieces	Volume	Weight	Product	Status
125-75801180	DXB	COK	20	-	20000	-	DEP

Latest Event - DEP Consignment departed at DXB on Tue, 18-Mar-25 at 05:00 Hrs for the flight 3T5622, Mon, 17-Mar-25

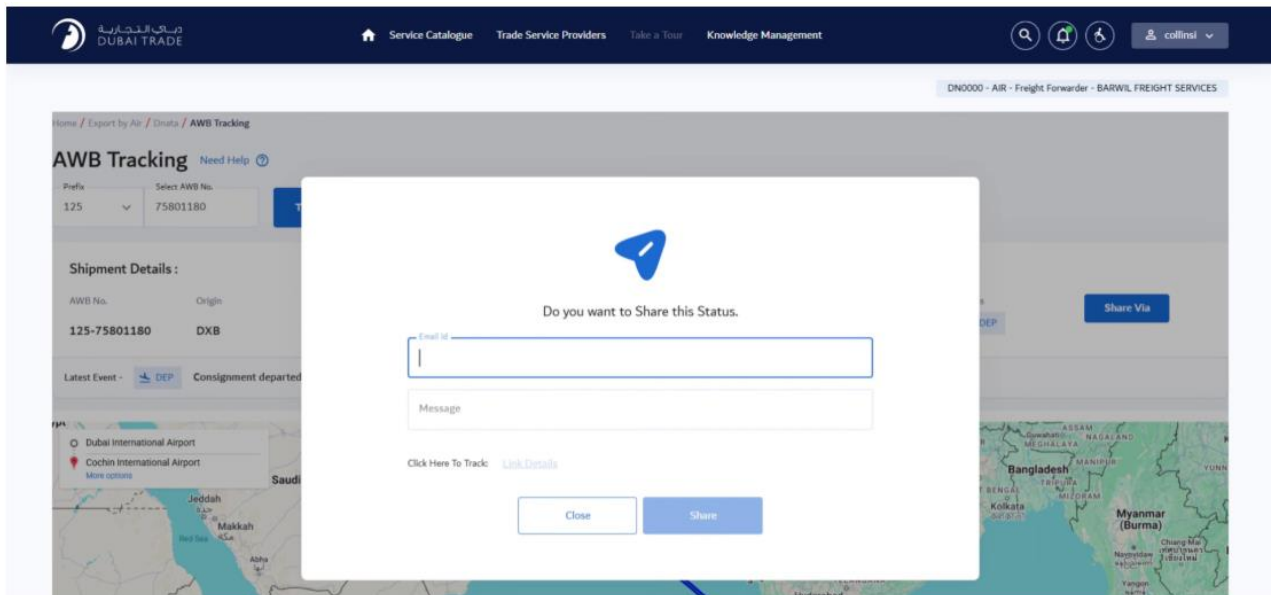
Map showing flight route from Dubai International Airport to Cochin International Airport. Estimated time: 3 hr 50 min.



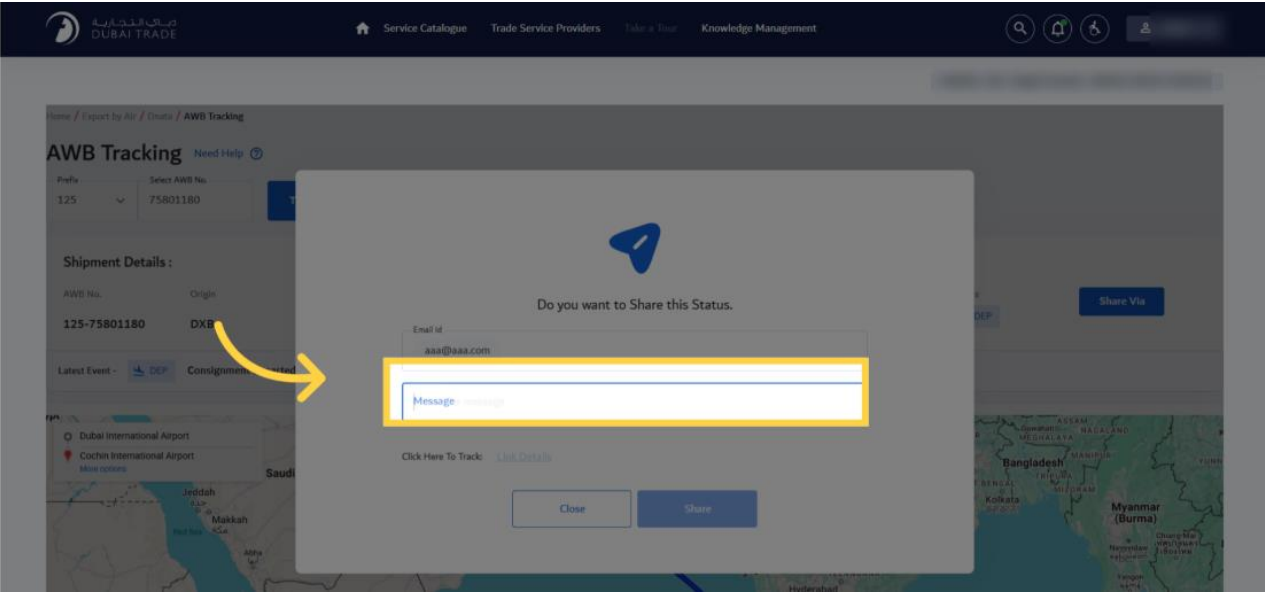
You can either share by email or pdf download. Choose Email to share by email.



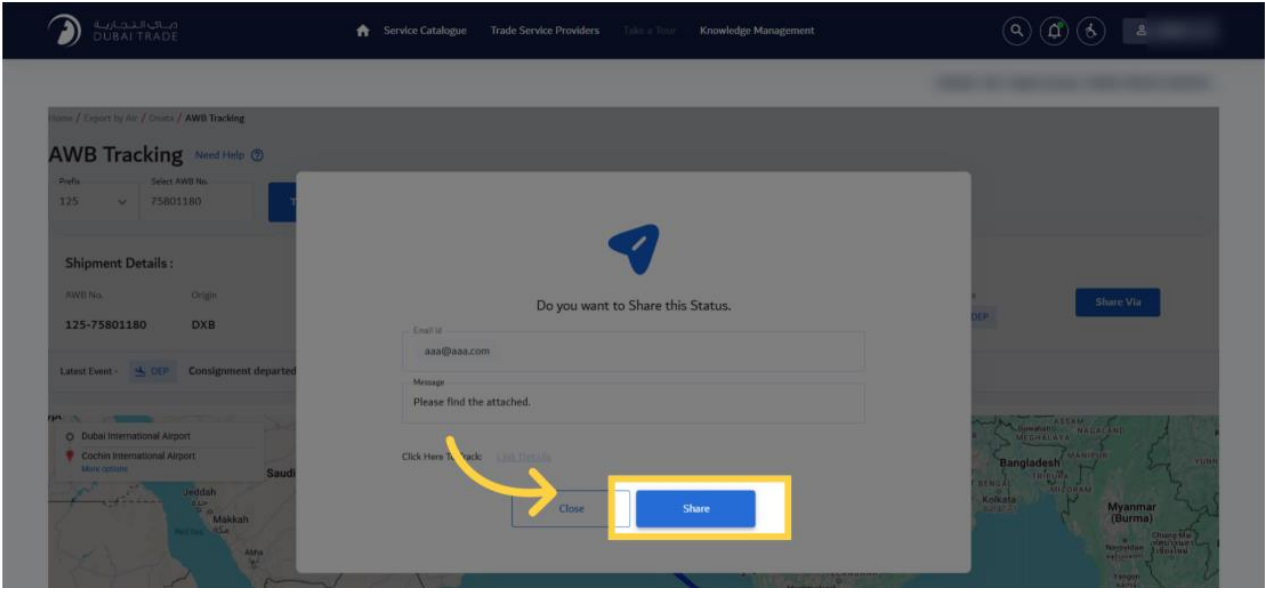
Enter the email address here



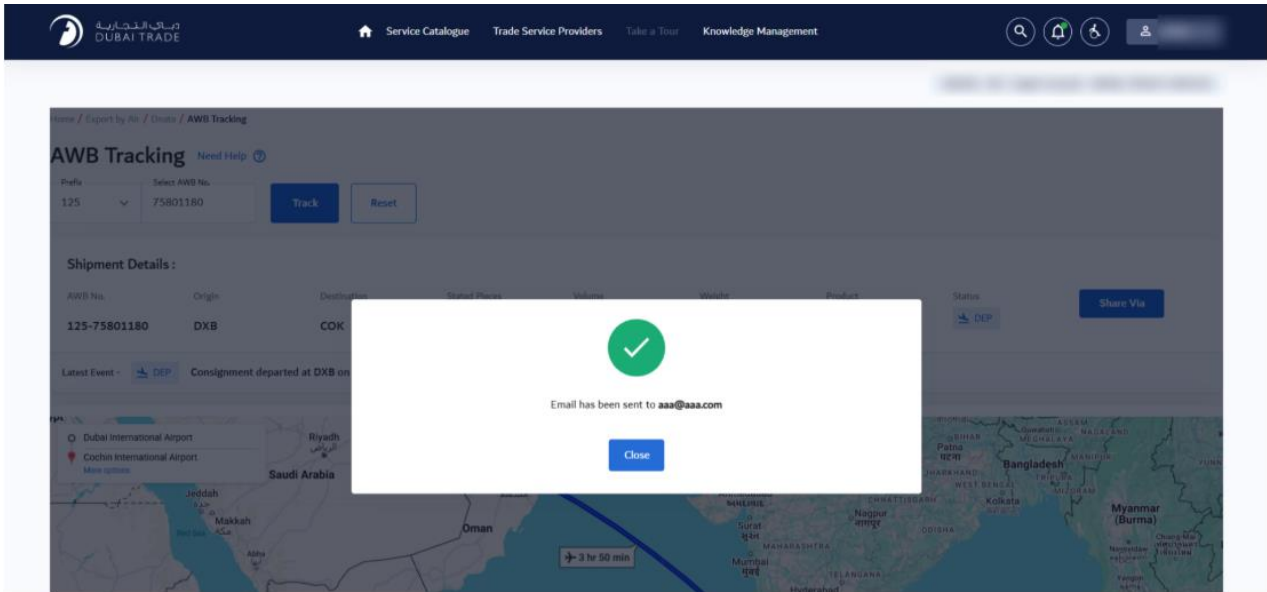
Enter your email message



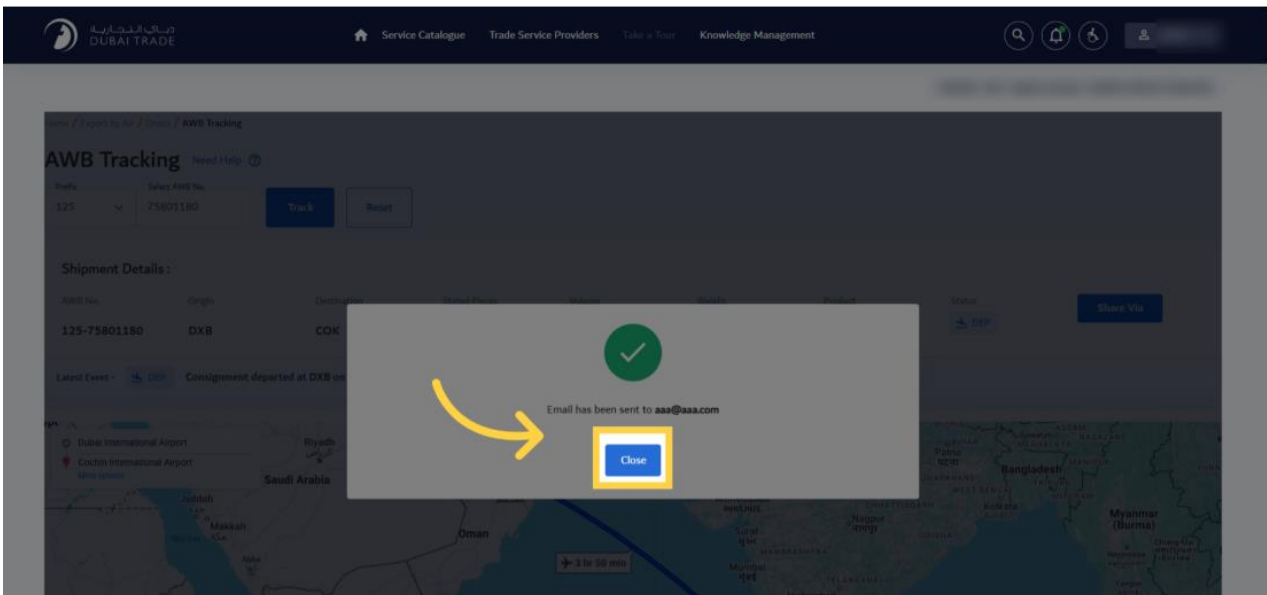
When you are done, simply click on the "share" button.



A confirmation will be displayed on the screen.



Click close to go back to the information page.



Then finally, click on "Reset" to track a new airway bill.

The screenshot displays the AWB Tracking interface. At the top, there is a navigation bar with 'Home / Export by Air / Dnata / AWB Tracking'. Below this, the 'AWB Tracking' section features a 'Prefix' dropdown set to '125' and a 'Select AWB No.' field containing '75801180'. To the right of these fields are two buttons: a blue 'Track' button and a white 'Reset' button with a blue border. A yellow box highlights the 'Reset' button, and a yellow arrow points to it from the right. Below the input fields is a 'Shipment Details' table with columns for AWB No., Origin, Destination, Stated Places, Volume, Weight, Product, and Status. The table shows a shipment with AWB No. 125-75801180, Origin DXB, Destination COK, Stated Places 20, Volume -, and Weight 20000. The Status is 'DEP'. A 'Share Via' button is located to the right of the table. Below the table, a 'Latest Event' section shows a 'DEP' icon and the text 'Consignment departed at DXB on Tue, 18-Mar-25 at 05:00 Hrs for the flight 3T5622, Mon, 17-Mar-25'. At the bottom, a map shows the flight route from Dubai International Airport to Cochin International Airport, with a flight time of 3 hr 50 min.

This guide provides a comprehensive walkthrough of tasks in Carrier Management's Airway Bill Tracking on Dubai Trade. From logging in to tracking and sharing information, master the steps for efficient use.

