

CARGOWAVES FREIGHT RATE

User Manual for Hauliers



دبي التجارية
DUBAI TRADE



CARGOWAVES **FREIGHT RATE** IS THE SMART WAY TO OPERATE

With CargoWaves Freight Rate, cargo owners can easily view truck booking rates, which can lead to more enquiries and bookings for hauliers to move containers in and out of Jebel Ali Port.

HAULIER USER MANUAL MODULES COVERED

1 Registration

2 Freight Rate Publishing

3 Analytics

- 1 Access the CargoWaves service to get started.
- 2 To start one-time business registration, click on **'Freight Rate Publishing'**

CargoWaves Services

Select relevant services to manage operations.



Order




Trucking Management



Freight Rate Publishing

3

Click on 'Start Free Registration'



Trusted by 500+ Hauliers

Grow Your Haulage Business with CargoWaves

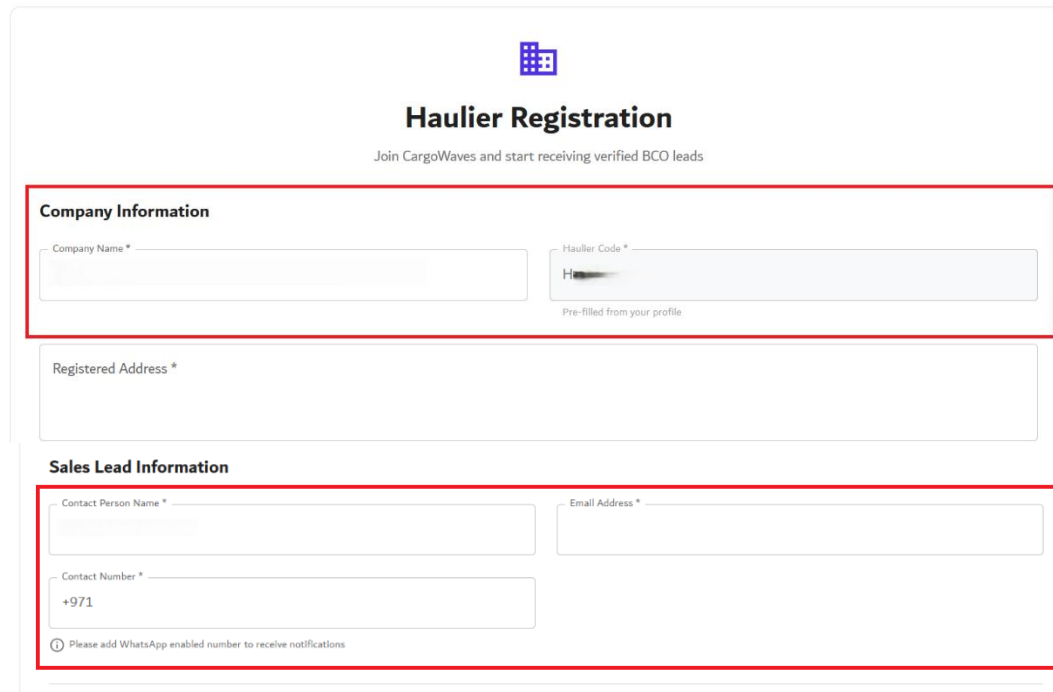
Connect with verified Customers, showcase your rates, and receive quality leads through Dubai's premier logistics platform.

Start Free Registration

★ 4.8/5 Rating | Verified Platform | 3x More Leads

4

Enter company details in the **Haulier Registration Form**.



The screenshot shows the 'Haulier Registration' form. At the top, there is a purple building icon and the title 'Haulier Registration' with the subtitle 'Join CargoWaves and start receiving verified BCO leads'. The form is divided into three main sections: 'Company Information', 'Registered Address', and 'Sales Lead Information'. The 'Company Information' section is highlighted with a red border and contains two fields: 'Company Name *' and 'Haulier Code *'. The 'Haulier Code' field is pre-filled with 'H' and has a note 'Pre-filled from your profile' below it. The 'Registered Address' section is a single text field. The 'Sales Lead Information' section is also highlighted with a red border and contains three fields: 'Contact Person Name *', 'Email Address *', and 'Contact Number *'. The 'Contact Number' field is pre-filled with '+971' and has a note 'Please add WhatsApp enabled number to receive notifications' below it.



Available information will be auto-filled based on login information



Cargo Owners will use this information from the 'Sales Lead Information' to contact you.

5

Continue to fill service information and click on ‘**Submit Registration**’

Service Information

No. of Trailer Heads *
50

No. of Trailer Beds *
50

Available Truck Types *

☒ 20FT Container ☒ 40FT Container ☒ 40FT High Cube ☒ 45FT Container ☐ Flatbed

☐ Refrigerated ☐ Tank ☐ Open Top

JAFZA Terminals Served *

T1 T2 T3 T4

T1
T2
T3
T4

➤ SUBMIT REGISTRATION

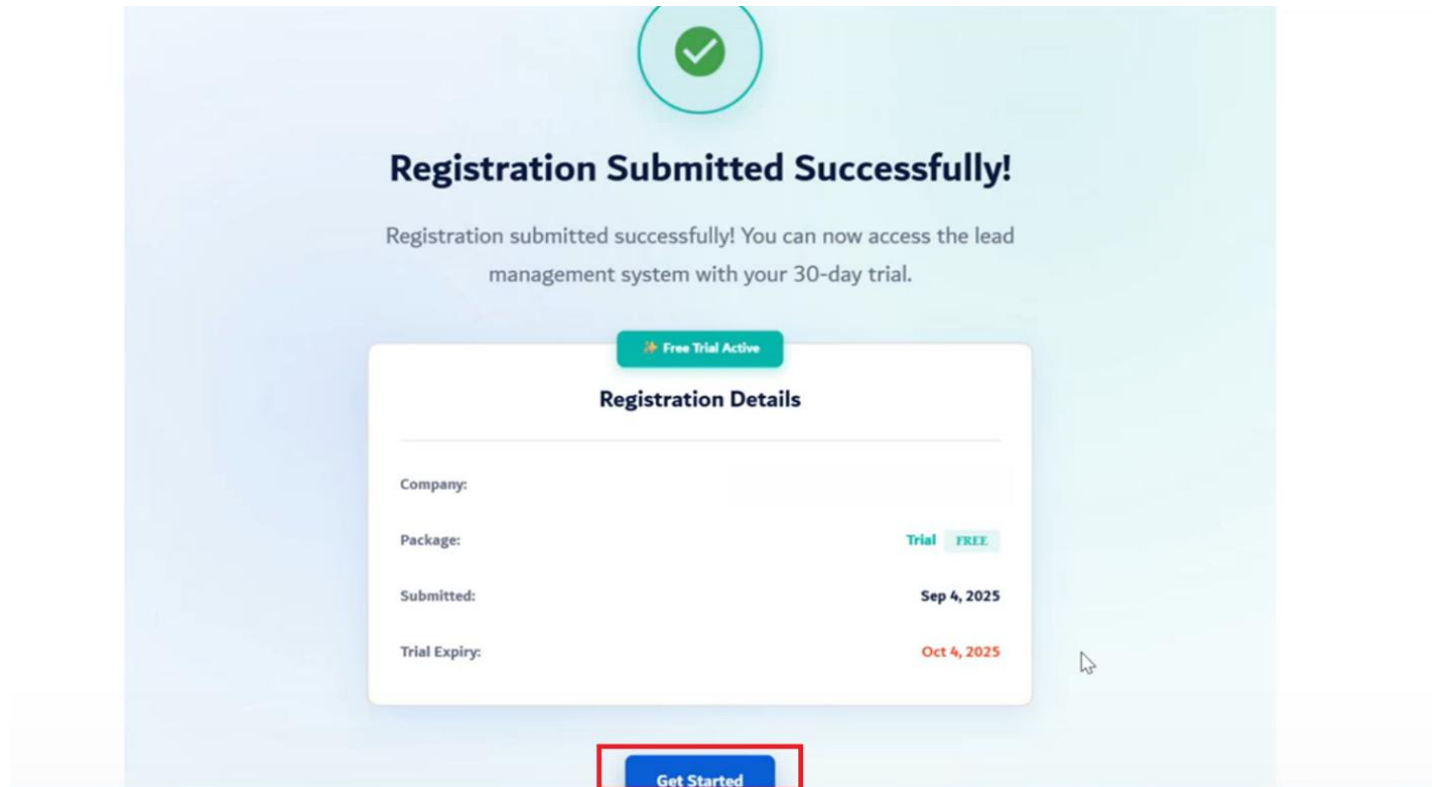
[← BACK TO SERVICE INFORMATION](#)



Include

- No. of Trailer Heads
- No. of Trailer Beds
- Truck types
- Jebel Ali port terminals served
(*click to select or deselect*)

- 6 Once confirmation message is received, click on **'Get Started'** to access the service



1 Click 'Freight Rate Publishing' to access the service

CargoWaves Services

Select relevant services to manage operations.



Order



Trucking Management



Freight Rate Publishing

Freight Rate Publishing

Manage your lanes, rates, and visibility settings

Performance Overview



[Lane Rates](#) [Analytics](#) [Visibility Settings](#) [Additional Charges](#)

Lane Rates
Manage your operational route rates

[REFRESH](#) [ADD LANE RATES](#) [ALL LANE RATES](#)



You can take two actions:

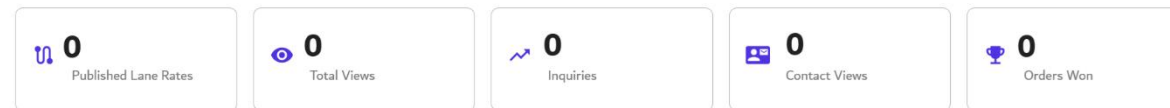
- **Publish lane rates**
- **Add/Publish additional charges**

2 To publish lane rates, click on 'Add Lane Rates'

Freight Rate Publishing

Manage your lanes, rates, and visibility settings

Performance Overview



[Lane Rates](#) [Analytics](#) [Visibility Settings](#) [Additional Charges](#)

Lane Rates

Manage your operational route rates

[REFRESH](#) [ADD LANE RATES](#) [ALL LANE RATES](#)

Lane Rates

Manage your operational route rates

Lane	Updated On	Actions
------	------------	---------

Create Rate

[+ SINGLE RATE](#)
CREATE ONE RATE AT A TIME

[+ BULK UPLOAD](#)
UPLOAD MULTIPLE RATES



Lane rates can be added in bulk or as single rate

To publish single lane rates, fill the required information

Create New Lane Rate

Lane Details

Source Zone *

Jebel Ali Port



Destination Zone *

Container Type *

Rate Details

Cash Rate *



Enable Credit Terms

Additional Charges

[+ Add Charge](#)

Cancel

Create Rate



Key information fields:

- Source Zone is Jebel Ali Port by default
- Destination Zone - choose from drop-down
- Container Type - choose from drop-down
- Cash rate is in Dirhams
- Enable Credit Terms, if required.
- Additional Charges are predefined values based on earlier selection.



Lane rates apply for both To and Fro zones.

Click on 'Add Charge' to include applicable additional charges
and click on 'Create Rate'

Create New Lane Rate

Lane Details

Source Zone *	↔	Destination Zone *
Jebel Ali Port		Port Saeed
Container Type *		
20 FT STD		

Rate Details

Cash Rate *	<input type="checkbox"/> Enable Credit Terms
₹ 350	

Additional Charges

Category	Amount	
DPC Charge	₹ 100	

[+ Add Charge](#)

Cancel

[Create Rate](#)

A confirmation message will appear, and the rate will be displayed.

Lane Rates
Manage your operational route rates

REFRESH ADD LANE RATES ALL LANE RATES

✓ Lane Rate created successfully

Search lanes by origin, destination, container size (20/40/45), or container type (STD/REF/etc)...

Lane	Container Types ↑	Rates	Updated On	Actions
▼ Jebel Ali Port ↔ Port Saeed	20 FT STD	1	Dec 16, 2025, 11:33 AM	+ -

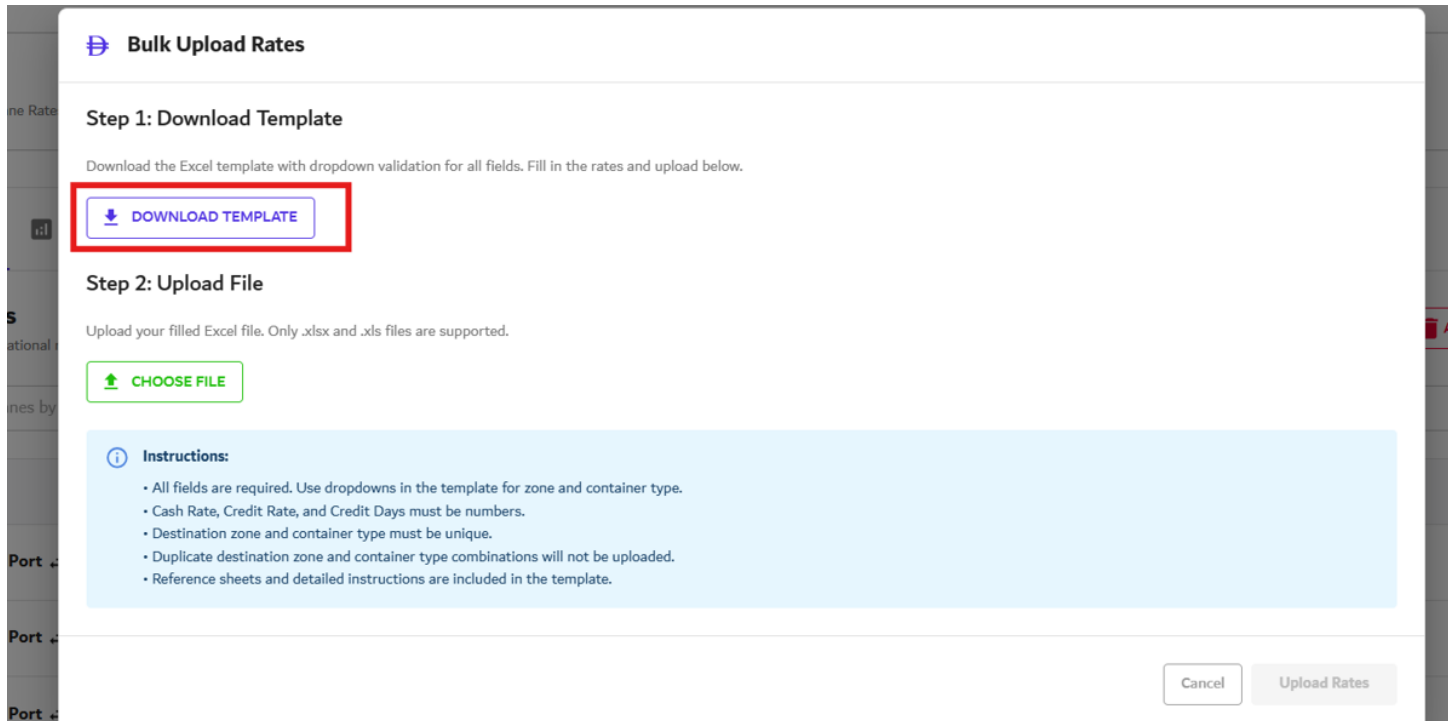
! Click the arrow next to the rate to expand or collapse a record

You can Edit or Delete this record by using 'action buttons'

Click on the '+' button and add rates for all other lanes and zones your business serves

To delete all records, you can use the 'Delete All' button.

To publish lane rates by bulk upload, please make sure to download and use the required template.



Bulk Upload Rates

Step 1: Download Template

Download the Excel template with dropdown validation for all fields. Fill in the rates and upload below.

[DOWNLOAD TEMPLATE](#)

Step 2: Upload File

Upload your filled Excel file. Only .xlsx and .xls files are supported.

[CHOOSE FILE](#)

Instructions:

- All fields are required. Use dropdowns in the template for zone and container type.
- Cash Rate, Credit Rate, and Credit Days must be numbers.
- Destination zone and container type must be unique.
- Duplicate destination zone and container type combinations will not be uploaded.
- Reference sheets and detailed instructions are included in the template.

[Cancel](#) [Upload Rates](#)



The template includes instructions on how to complete the required information

Click **“Choose File”** to upload.

Bulk Upload Rates

Step 1: Download Template
Download the Excel template with dropdown validation for all fields. Fill in the rates and upload below.
[↓ DOWNLOAD TEMPLATE](#)

Step 2: Upload File
Upload your filled Excel file. Only .xlsx and .xls files are supported.
[↑ CHOOSE FILE](#)

Instructions:

- All fields are required. Use dropdowns in the template for zone and container type.
- Cash Rate, Credit Rate, and Credit Days must be numbers.
- Destination zone and container type must be unique.
- Duplicate destination zone and container type combinations will not be uploaded.
- Reference sheets and detailed instructions are included in the template.

[Cancel](#) [Upload Rates](#)

A confirmation message will be displayed, confirming that new lane rates have been successfully created.

[Lane Rates](#) [Analytics](#) [Visibility Settings](#) [Additional Charges](#)

Lane Rates

Manage your operational route rates

[REFRESH](#) [ADD LANE RATES](#) [ALL LANE RATES](#)

✓ Successfully created 3 out of 3 lane rates

Search lanes by origin, destination, container size (20/40/45), or container type (STD/REF/etc)...

Lane	Container Types ↑	Rates	Updated On	Actions
✓ Jebel Ali Port ↔ Ajman Free Zone	20 FT HC	1	Dec 18, 2025, 08:26 PM	+
✓ Jebel Ali Port ↔ Abu Dhabi City	40 FT REF	1	Dec 18, 2025, 08:26 PM	+
✓ Jebel Ali Port ↔ Dubai Industrial City	20 FT STD	1	Dec 18, 2025, 08:26 PM	+

3 To add/publish additional charges, click **'Add Charge'** under the **'Additional Charges'** tab.

Freight Rate Publishing

Manage your lanes, rates, and visibility settings

Performance Overview

**0**

Published Lane Rates

**0**

Total Views

**0**

Inquiries

**0**

Contact Views

**0**

Orders Won



Lane Rates



Analytics



Visibility Settings



Additional Charges



Additional Charges

6 charges



Add by default to new lane rates



Refresh



Add Charge

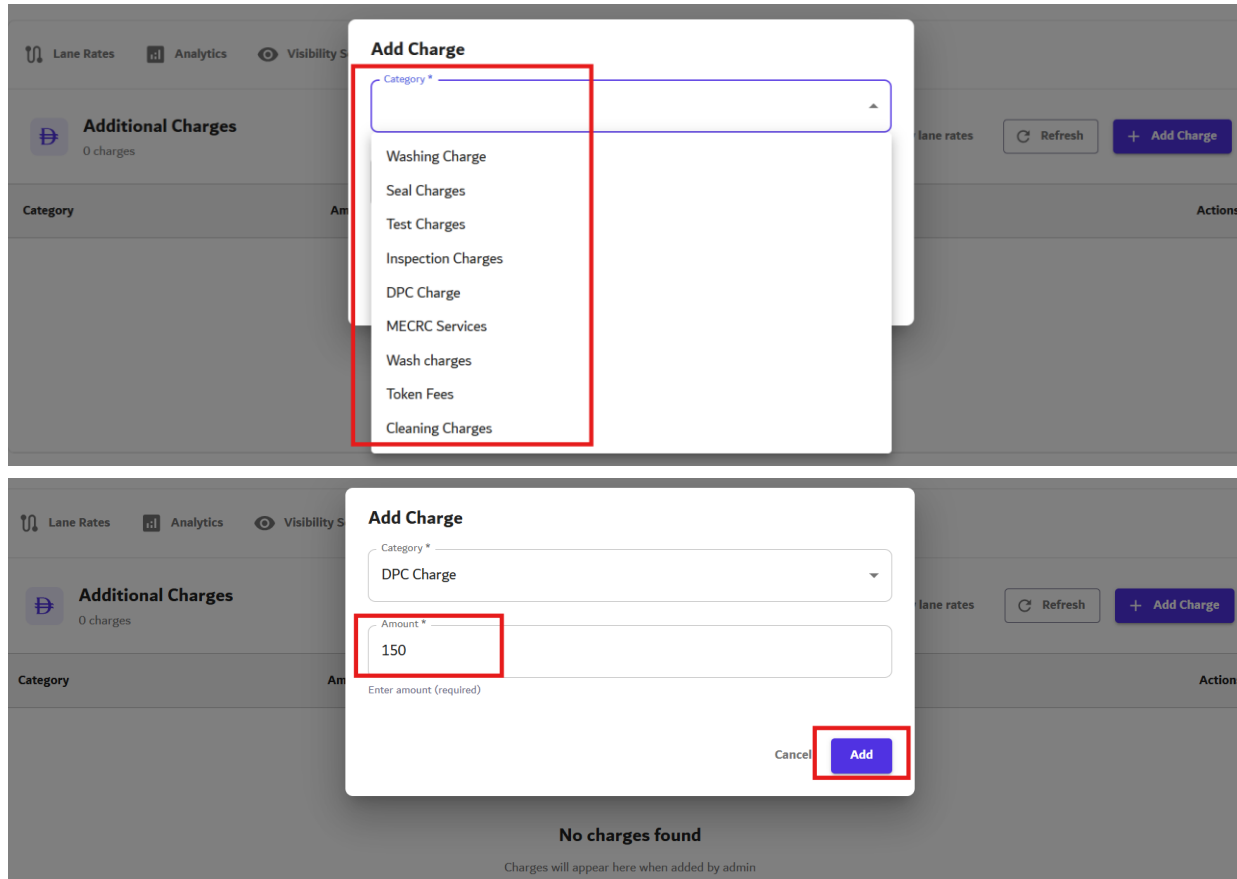
Category

Amount

Updated On

Actions

On the pop-up screen, choose the category, enter the amount and click on **'Add'**



The screenshot displays the 'Add Charge' pop-up screen. The 'Category' dropdown is open, showing a list of charge categories. The 'Amount' field is filled with '150'. The 'Add' button is highlighted with a red box.

Add Charge

Category *

- Washing Charge
- Seal Charges
- Test Charges
- Inspection Charges
- DPC Charge
- MECRC Services
- Wash charges
- Token Fees
- Cleaning Charges

Amount *

150

Enter amount (required)


Cancel Add

No charges found


Charges will appear here when added by admin

You will receive a confirmation message, and the additional charges will be displayed.

[Lane Rates](#) [Analytics](#) [Visibility Settings](#) [Additional Charges](#)

 **Additional Charges**
1 charges

☒ Add by default to new lane rates [Refresh](#) [+ Add Charge](#)

 Charge added successfully [×](#)

Category	Amount	Updated On	Actions
DPC Charge	₹ 150	Dec 16, 2025, 12:05 PM	✎ 🗑

! Choose to add these charges automatically to 'Lane Rates' by enabling **'Add by Default to new lane rates'**

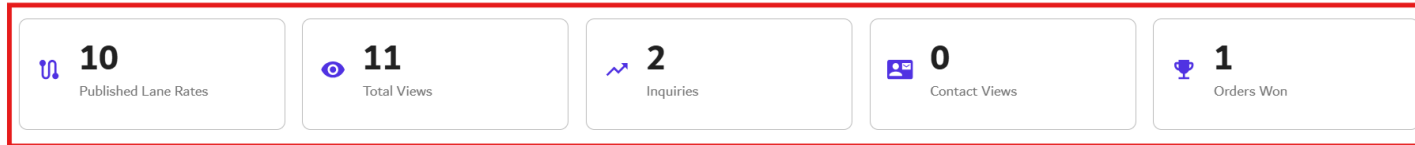
💡 Edit or Delete the record, as needed

1 Check highlights of your published rates in **Performance Overview**

Freight Rate Publishing

Manage your lanes, rates, and visibility settings

Performance Overview



Legend:

- Published Lane Rates: Total number of rates published.
- Total Views: Total number of views your published rates received.
- Inquiries: Total number of inquiries about your published rates.
- Contact Views: Total number of contact information views.
- Order Won: Total number of bookings/orders for your published rates.

2

Go to **'Analytics'** section to view detailed performance

Freight Rate Publishing

Manage your lanes, rates, and visibility settings

Performance Overview



Lane Rates **Analytics** Visibility Settings Additional Charges



Analytics

Track performance and engagement metrics

Search lane rates analytics by destination, or container type...

Lane		Total Rates	Total Views	Total Inquiries	Total Contact Views	Total Orders
Jebel Ali Port ↔ Al Hamra		2	0	0	0	1
Container Type	Rate	Views	Inquiries	Contact Views	Total Orders	Agent Wise Analytics
20 FT STD	Cash: ₪ 500 Credit: ₪ 550 (30 days)	0	0	0	1	
40 FT STD	Cash: ₪ 400	0	0	0	0	

3 Go to **'Agent Wise Analytics'** to view details of cargo owners who engaged with your published rates

Lane		Total Rates		Total Views	Total Inquiries	Total Contact Views	Total Orders
^ Jebel Ali Port ↔ Al Hamra		2		0	0	0	1
Container Type	Rate	Views	Inquiries	Contact Views	Total Orders	Agent Wise Analytics	
20 FT STD	Cash: ₪ 500 Credit: ₪ 550 (30 days)	0	0	0	1		
40 FT STD	Cash: ₪ 400	0	0	0	0		

Agent Analytics

Total Agent Analytics: 1

Jebel Ali Port ↔ Al Hamra

20 FT STD

↺

↻

🔍

Search agents by name, code, or type...

Name	Agent Code	Agent Type	Rate Views	Inquiry Views	Contact Views	Total Orders
<div></div>		F	0	0	0	1

Showing 1 to 1 of 1 agent analytics

10

▼


per page


<


1


>


- 4 Go to "**Visibility Settings**" to restrict published rates. You can also restrict views of your assets (trucks and beds) from all customers at the marketplace.


Performance Overview 


 **10**
Published Lane Rates


 **11**
Total Views


 **2**
Inquiries


 **0**
Contact Views


 **1**
Orders Won


 Lane Rates

 Analytics


 **Visibility Settings**


 Additional Charges

 **Rate Visibility Restrictions**
Blocked Customers cannot view any of your rates or lanes


 When you restrict a customer, they will not see any of your rates in the marketplace. This provides complete privacy for your pricing information.


Restricted Companies
2 companies cannot view your rates

 Hide Rates



 Hide Assets

To hide rates, click on **'Hide Rates'** then search and choose the Code or Company Name .

 **Rate Visibility Restrictions**
Blocked Customers cannot view any of your rates or lanes

 When you restrict a customer, they will not see any of your rates in the marketplace. This provides complete privacy for your pricing information.

Restricted Companies
0 companies cannot view your rates


 **Hide Rates**  **Hide Assets**

Click on **'Hide Rates'** and reconfirm by clicking **'Confirm Restriction'**

 Search and Restrict Customer


1 results found

 **Hide Rates**

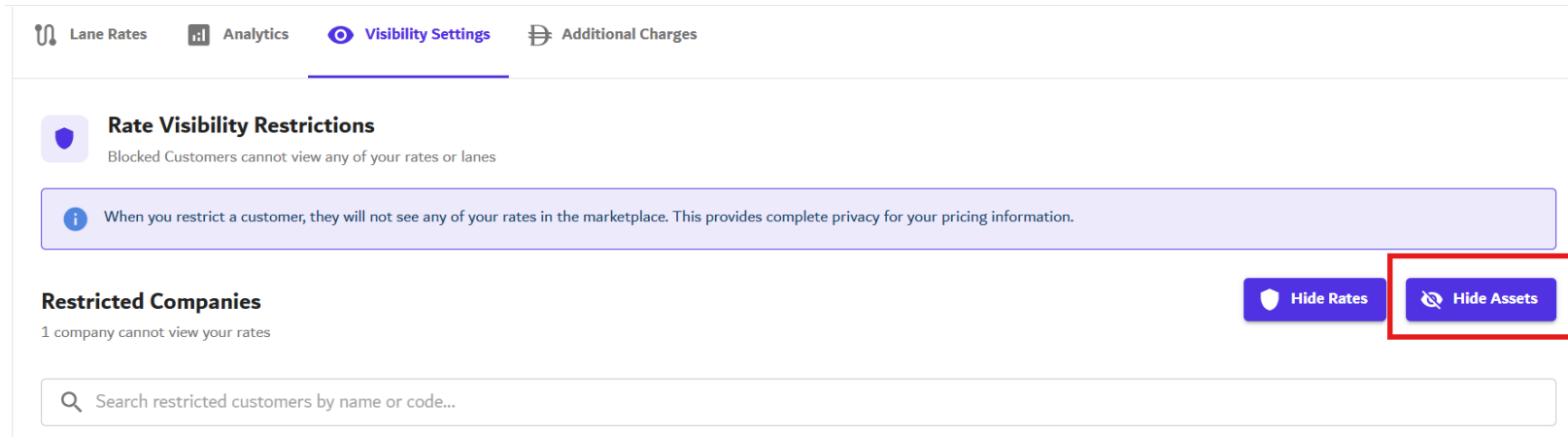
 Search and Restrict Customer

Confirm Restriction

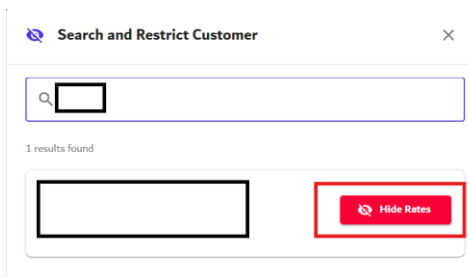
Are you sure you want to restrict ?
This Customer will not be able to view any of your rates or lanes.

Cancel  **Confirm Restriction**


To hide assets, click on **'Hide Assets'** then search and choose the Code or Company Name .




Reconfirm by clicking on **'Hide Assets'**



To remove restrictions, click on '**Delete**' icon.



Rate Visibility Restrictions
Blocked Customers cannot view any of your rates or lanes




When you restrict a customer, they will not see any of your rates in the marketplace. This provides complete privacy for your pricing information.



Restricted Companies
1 company cannot view your rates

Hide Rates


Hide Assets



Search restricted customers by name or code...

Company	BCO Code	Date Restricted	Actions
<div></div> <div></div>		Sep 8, 2025, 10:20 AM	<div></div>

Showing 1 to 1 of 1 lane rates

10 

per page

<


1


>

CargoWaves is an AI-powered inland transportation platform designed to optimize port-to-warehouse container movements. In a first-of-its-kind powerful convergence, thousands of cargo owners and hauliers are connected with the port operator through a single platform to digitalise and streamline the processes of booking trucks, scheduling terminal slots, and coordinating with truck drivers.


Integrated with Dubai Trade, CargoWaves connects fleet owners with millions of container movements in and out of Jebel Ali Port - the ninth busiest container port globally. With an AI-engine at its core, delivers smart suggestions for routes, terminal slots, load matching, milestone-based tracking, and more.

Stay informed. Stay connected.
Follow us on:

 [dubai-trade](#)

 [dubaitrade.ae](#)

 [tradechain](#)

 [dubaitrade](#)



دبي التجارية
DUBAI TRADE

