



دبي التجارية
DUBAI TRADE

DP World Trade+ Digital Delivery Order - Alerts and Notifications User's Manual

Copyright Information

Copyright © 2025 by Dubai Trade. All rights reserved. This document and all associated attachments mentioned therein are the intellectual property of Dubai Trade. This document shall be used only by persons authorized by DUBAI TRADE, for the purpose of carrying out their obligations under a specific contract with DUBAI TRADE. Unauthorized copying, printing, disclosure to third party and transmission of this document to any other destination by any media will constitute an unlawful act, attracting appropriate legal actions.

Control Document Notification

This is a controlled document. Unauthorized access, copying, replication and usage for a purpose other than for which this is intended are prohibited. This document is being maintained on electronic media. Any hard copies of it are uncontrolled and may not be the latest version. Ascertain the latest version available with DUBAI TRADE.



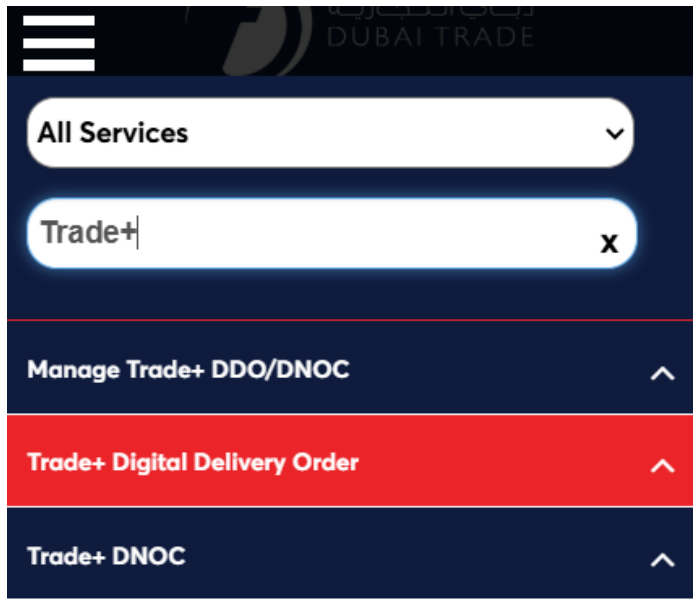
DOCUMENT DETAILS

Document Name	Trade+ Digital Delivery Order – Alerts and Notifications
Project Name	Digital Delivery Order
Business Unit	Dubai Trade
Author(s)	DT Training Dept.
Last Updated Date	4 th Feb, 2025
Current Version	1.0

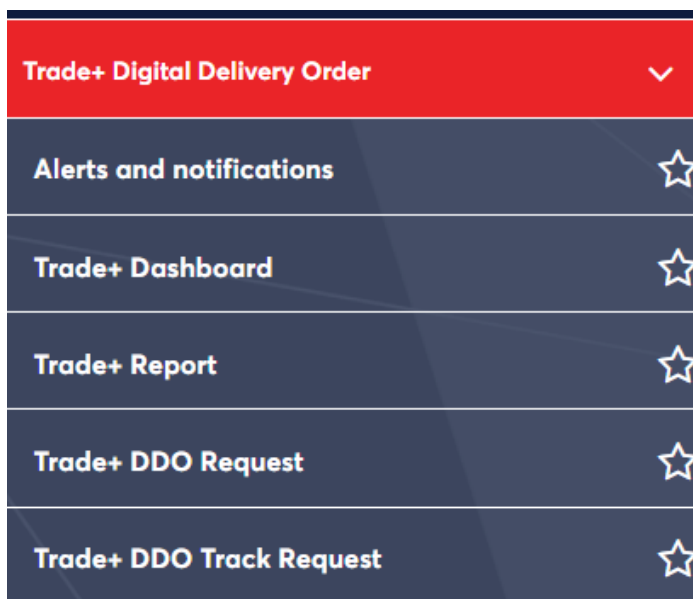
This Service enables Importers and Clearing Agents to enable alerts and notifications related to Delivery Order and Payment transactions conducted digitally on Dubai Trade portal.

Navigation:

1. Login to **Dubai Trade**
2. Go to the **Services Menu**
3. Click on **Trade+ Digital Delivery Order**



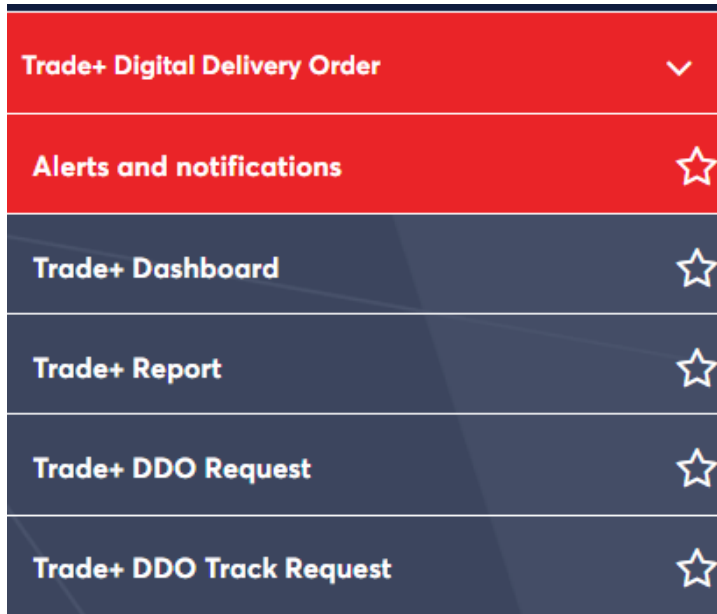
The below e-Services will be available



Trade+ Digital Delivery Order - Alerts and Notifications

Procedure:

1. Click on **Alerts and notifications**



The below screen will be displayed

Alert and Notification

Bol Numbers

Email ID

Reset

Alert

2. Enter the **Bol Numbers** and **Email ID**

Alert and Notification

Bol Numbers

BOL12345678,BOL12345677

×

Email ID

×

Reset

Alert



You may separate multiple Bol numbers and Email IDs by using a comma.

Trade+ Digital Delivery Order - Alerts and Notifications

3. Click on **Alert**

Alert and Notification

Bol Numbers

BOL12345678,BOL12345677

×

Email ID

×

Reset

Alert

The below confirmation screen will be displayed

A confirmation screen with a red header bar labeled "Alert and Notification". The main content area features a large green checkmark icon at the top center. Below the icon, the text "Alert and Notification enabled for [BOL12345678, BOL12345677]" is displayed in a bold green font. The entire content is enclosed in a light gray border.

Trade+ Digital Delivery Order - Alerts and Notifications

